


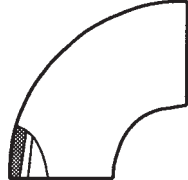
WELD FITTINGS

Stainless steel tube weld fittings.
Standard non-polished; also available in 3A polished.

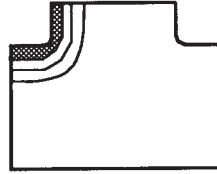
Standard sizes:
3/4" 1", 1-1/2", 2", 2-1/2", 3", 4", 6" (Call for availability).



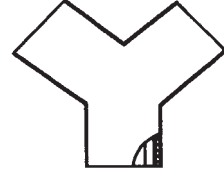
45 DEGREE



90 DEGREE




TEE



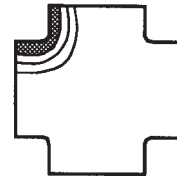
Y



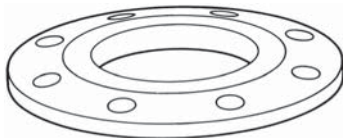
CAP



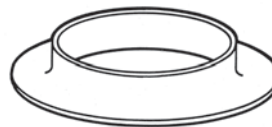
ADAPTER



CROSS



BACKING FLANGES



STUB ENDS



CONCENTRIC REDUCER

Standard reducer configurations:
1x3/4, 1x1-1/2, 2x1-1/2, 2x1, 2-1/2x1
2-1/2x1-1/2, 2-1/2x2, 3x1, 3x1-1/2, 3x2
3x2-1/2, 4x2, 4x2-1/2, 4x3, 5x3
5x4, 6x4, 6x5



ECCENTRIC REDUCER